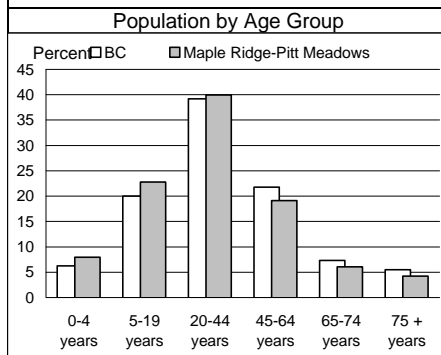


Maple Ridge-Pitt Meadows

Provincial Electoral District (PED)

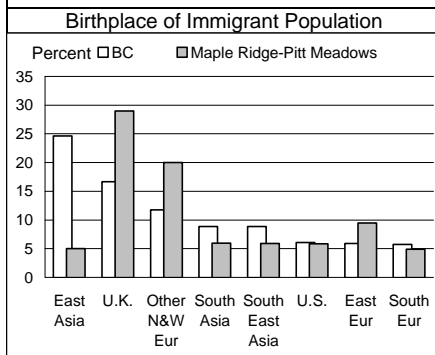
Population by Age Group

Maple Ridge-Pitt Meadows		BC
Total population (as of May 14, 1996)	64,859	3,724,500
Percent of BC	1.7	100.0
Aged 20+ years	45,020	2,745,785
Percent of total population	69.4	73.7



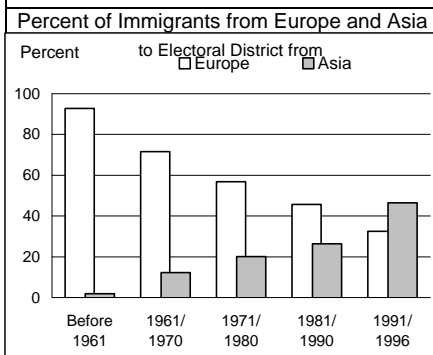
Immigrant Population

Maple Ridge-Pitt Meadows		BC
Non-Immigrants	52,460	2,756,530
% born in BC	69.9	63.2
% born other provinces	30.2	36.8
Immigrants	11,155	903,190
% of population	17.2	24.2



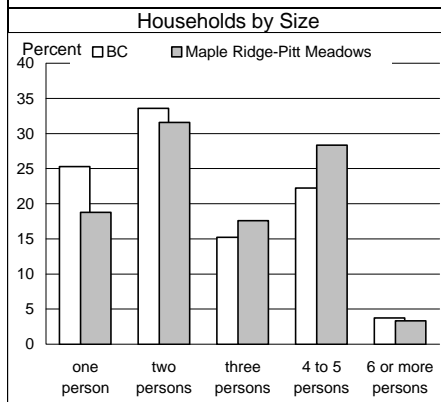
Changing Face of Immigrants

Maple Ridge-Pitt Meadows		BC
Ever immigrants	11,155	903,190
% born in Europe	64.3	40.1
% born in Asia	19.2	44.4
Immigrants since 1981	3,730	402,475
% born in Europe	39.5	16.0
% born in Asia	35.7	69.8



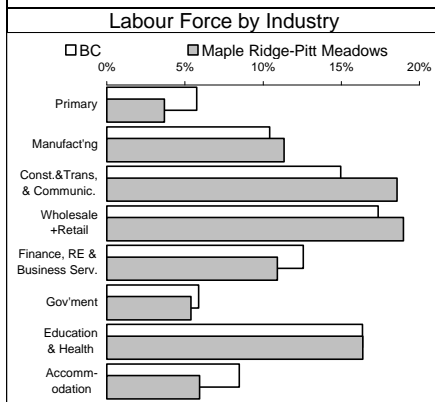
Private Households

Maple Ridge-Pitt Meadows		BC
Total private households	22,850	1,424,635
% single person h'sholds	29.7	38.9
Total families	17,785	1,008,440
% with children	66.0	60.8
% lone parent family	12.6	13.8



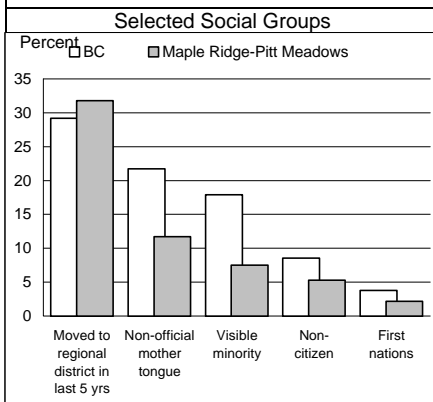
Non-Experienced Labour Force

Maple Ridge-Pitt Meadows		BC
Population 15+ years	48,325	2,954,700
Labour force	33,260	1,960,665
Participation rate	68.8	66.4
Unemployment rate	7.6	9.6
Males	7.9	9.8
Females	7.3	9.2

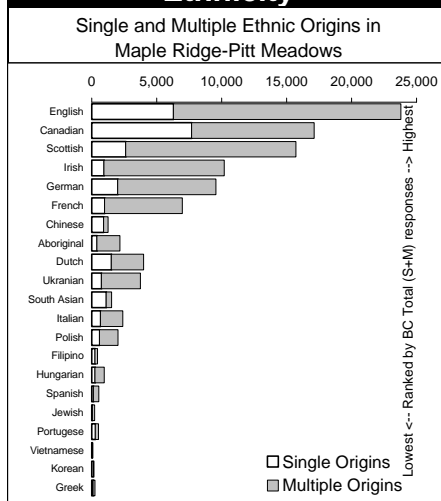


Education & Social Groups

Maple Ridge-Pitt Meadows		BC
% of population 15+ yrs having attained . . .		
Less than high school grad.	31.1	31.1
High school graduation	15.6	12.9
Trade certificate	4.1	3.5
Some university	9.8	11.9
University degree	7.5	13.6

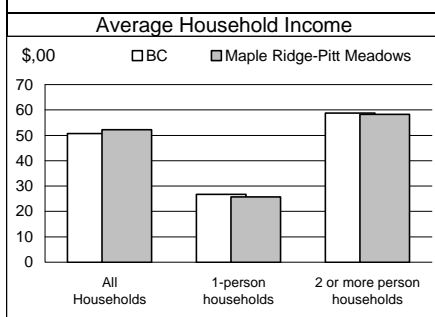


Ethnicity



Income

Maple Ridge-Pitt Meadows		BC
Average Total Income		
All 15 yrs+ with income	\$26,691	\$26,295
Males	\$33,814	\$32,457
Females	\$19,313	\$20,028
Avg. Employment Income	\$28,528	\$27,480



Election Results

General election May 28, 1996	
Winning party and margin	NDP 1,986
Registered voters	38,522
Percent who voted	73.30

Previous election	
Winning party and margin	NDP 2,805

Results of general election May 28, 1996		
	Party	Votes
Bill Hartley	NDP	12,946
Ken Stewart	LIB	10,960
Peter Neufeld	PDA	2,011
Nick Walsh	RP	1,470
Richard Hennick	GP	464
Lewis Clarke Dahlby	LBN	158
Matt Deacon	NLP	90

This report is derived by summing data for Federal Electoral District enumeration areas (FED EAs) that constitute the Provincial Electoral District. EAs crossing PED boundaries are judged to be in only one PED. Since data for a number of FED EAs is suppressed and data for all others is randomly rounded to preserve privacy of individuals, PED figures here will not match data published elsewhere that have been rounded after first aggregating unsuppressed and unrounded FED EA data.