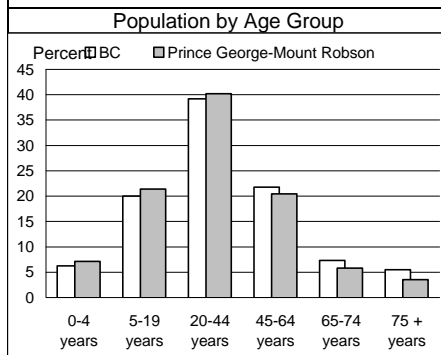


Prince George-Mount Robson

Provincial Electoral District (PED)

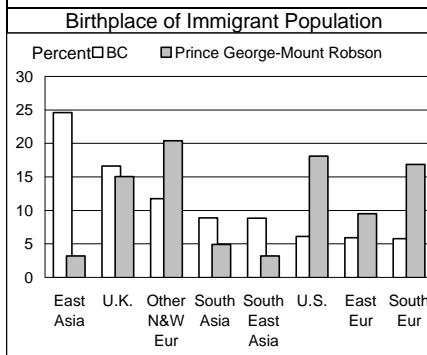
Population by Age Group

Prince George-Mount Robson		BC
Total population (as of May 14, 1996)	31,401	3,724,500
Percent of BC	0.8	100.0
Aged 20+ years	21,970	2,745,785
Percent of total population	70.0	73.7



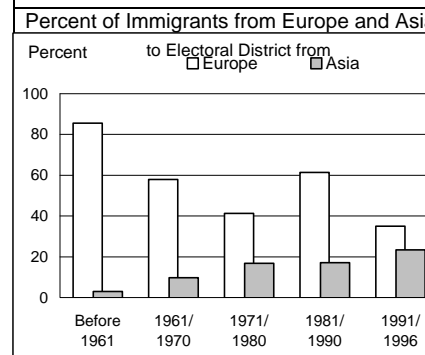
Immigrant Population

Prince George-Mount Robson		BC
Non-Immigrants	27,300	2,756,530
% born in BC	65.6	63.2
% born other provinces	34.4	36.8
Immigrants	3,260	903,190
% of population	10.4	24.2



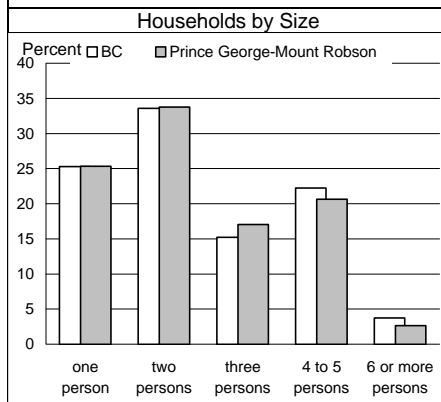
Changing Face of Immigrants

Prince George-Mount Robson		BC
Ever immigrants	3,260	903,190
% born in Europe	62.6	40.1
% born in Asia	11.8	44.4
Immigrants since 1981	740	402,475
% born in Europe	50.7	16.0
% born in Asia	19.6	69.8



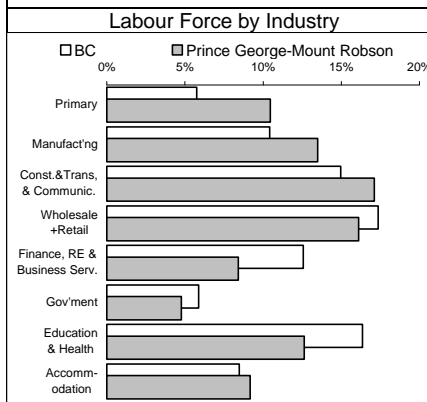
Private Households

Prince George-Mount Robson		BC
Total private households	12,115	1,424,635
% single person h'seholds	41.1	38.9
Total families	8,240	1,008,440
% with children	62.7	60.8
% lone parent family	19.5	13.8



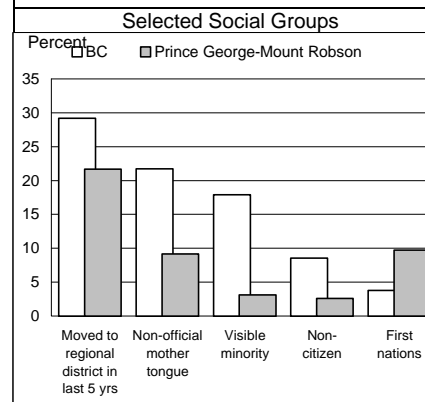
Non-Experienced Labour Force

Prince George-Mount Robson		BC
Population 15+ years	23,805	2,954,700
Labour force	16,795	1,960,665
Participation rate	70.6	66.4
Unemployment rate	13.9	9.6
Males	15.2	9.8
Females	12.6	9.2

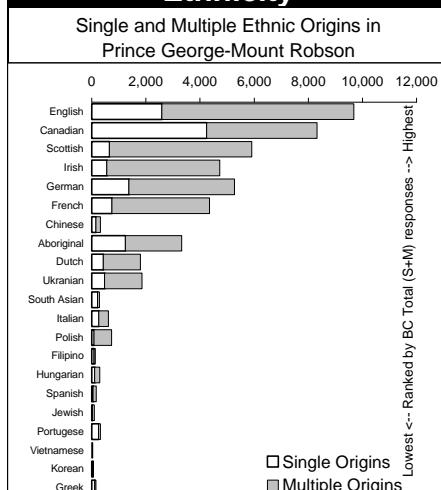


Education & Social Groups

Prince George-Mount Robson		BC
% of population 15+ yrs having attained . . .		
Less than high school grad.	42.1	31.1
High school graduation	12.9	12.9
Trade certificate	3.8	3.5
Some university	7.7	11.9
University degree	6.0	13.6

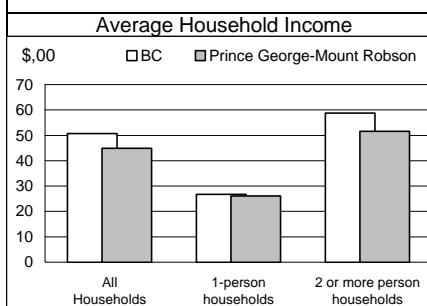


Ethnicity



Income

Prince George-Mount Robson		BC
Average Total Income		
All 15 yrs+ with income	\$24,393	\$26,295
Males	\$30,832	\$32,457
Females	\$17,506	\$20,028
Avg. Employment Income	\$25,371	\$27,480



Election Results

General election May 28, 1996	
Winning party and margin	NDP 949
Registered voters	18,290
Percent who voted	63.84

Previous election	
Winning party and margin	NDP 1,616

Results of general election May 28, 1996		
	Party	Votes
Lois Boone	NDP	4,713
Lorna Dittmar	LIB	3,764
Norm Lorenz	RP	2,076
Brian Self	PDA	788
Richard Zammuto	GP	247

This report is derived by summing data for Federal Electoral District enumeration areas (FED EAs) that constitute the Provincial Electoral District. EAs crossing PED boundaries are judged to be in only one PED. Since data for a number of FED EAs is suppressed and data for all others is randomly rounded to preserve privacy of individuals, PED figures here will not match data published elsewhere that have been rounded after first aggregating unsuppressed and unrounded FED EA data.