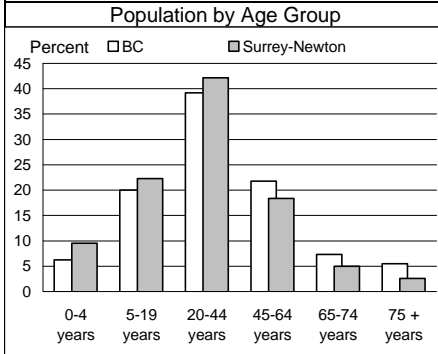


1996 Census Profile
Surrey-Newton
 Provincial Electoral District (PED)

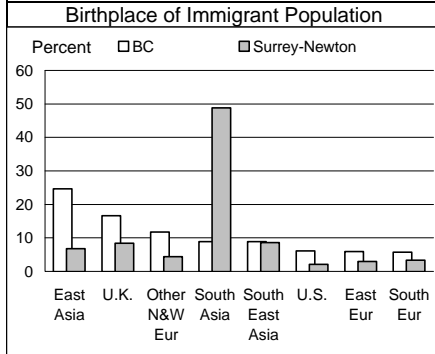
Population by Age Group

	Surrey-Newton	BC
Total population (as of May 14, 1996)	85,861	3,724,500
Percent of BC	2.3	100.0
Aged 20+ years	58,490	2,745,785
Percent of total population	68.1	73.7



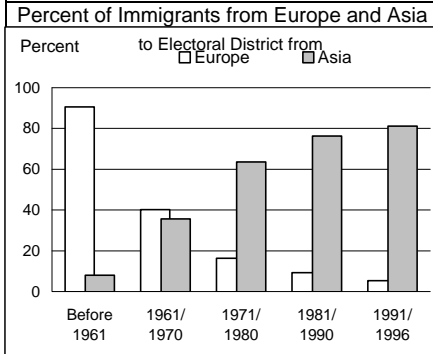
Immigrant Population

	Surrey-Newton	BC
Non-Immigrants	54,615	2,756,530
% born in BC	72.4	63.2
% born other provinces	27.5	36.8
Immigrants	30,550	903,190
% of population	35.6	24.2



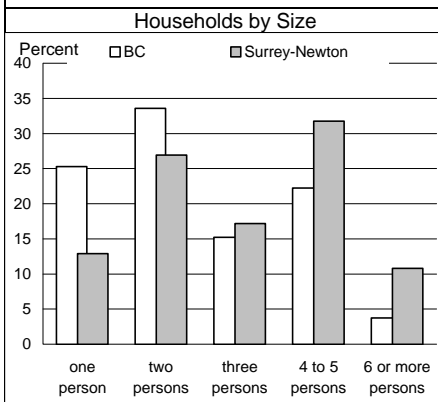
Changing Face of Immigrants

	Surrey-Newton	BC
Ever immigrants	30,550	903,190
% born in Europe	19.4	40.1
% born in Asia	65.4	44.4
Immigrants since 1981	17,750	402,475
% born in Europe	7.3	16.0
% born in Asia	78.7	69.8



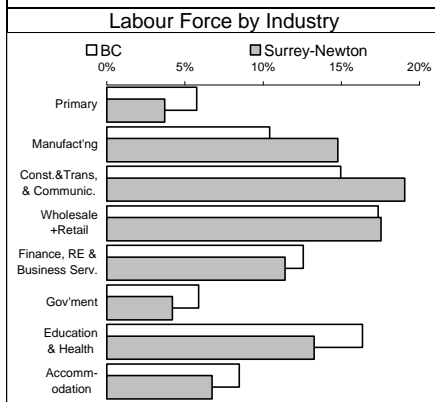
Private Households

	Surrey-Newton	BC
Total private households	25,715	1,424,635
% single person h'sholds	24.7	38.9
Total families	23,715	1,008,440
% with children	68.7	60.8
% lone parent family	13.4	13.8



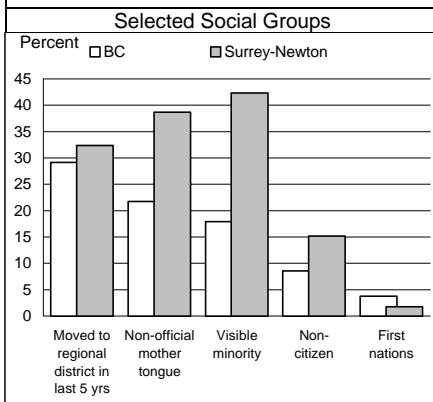
Experienced Labour Force

	Surrey-Newton	BC
Population 15+ years	64,085	2,954,700
Labour force	45,205	1,960,665
Participation rate	70.5	66.4
Unemployment rate	11.7	9.6
Males	10.6	9.8
Females	13.0	9.2

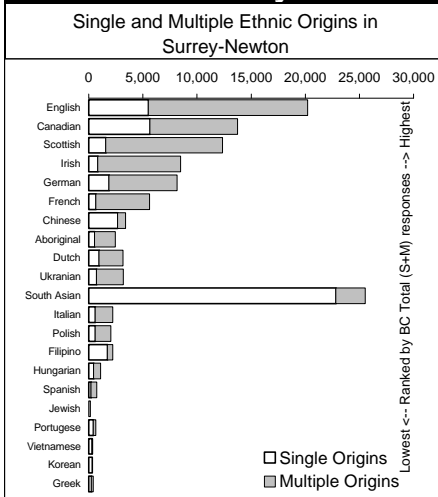


Education & Social Groups

	Surrey-Newton	BC
% of population 15+ yrs having attained . . .		
Less than high school grad.	35.4	31.1
High school graduation	14.8	12.9
Trade certificate	3.2	3.5
Some university	10.0	11.9
University degree	10.2	13.6

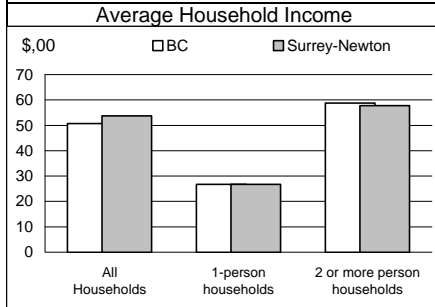


Ethnicity



Income

	Surrey-Newton	BC
Average Total Income		
All 15 yrs+ with income	\$23,954	\$26,295
Males	\$29,097	\$32,457
Females	\$18,468	\$20,028
Avg. Employment Income	\$25,281	\$27,480



Election Results

General election May 28, 1996		
Winning party and margin		NDP 4,181
Registered voters		39,876
Percent who voted		71.33
Previous election		
Winning party and margin		NDP 2,397
Results of general election May 28, 1996		
	Party	Votes
Penny Priddy	NDP	13,969
Indra Thind	LIB	9,788
Ian Brown	PDA	1,841
Liaqat Bajwa	RP	1,244
Bill Stilwell	FCP	577
Maureen MacDonald	GP	340
John Bannister	CP	217
Neil Maharaj	SC	174
Shane Laporte	NLP	48

This report is derived by summing data for Federal Electoral District enumeration areas (FED EAs) that constitute the Provincial Electoral District. EAs crossing PED boundaries are judged to be in only one PED. Since data for a number of FED EAs is suppressed and data for all others is randomly rounded to preserve privacy of individuals, PED figures here will not match data published elsewhere that have been rounded after first aggregating unsuppressed and unrounded FED EA data.