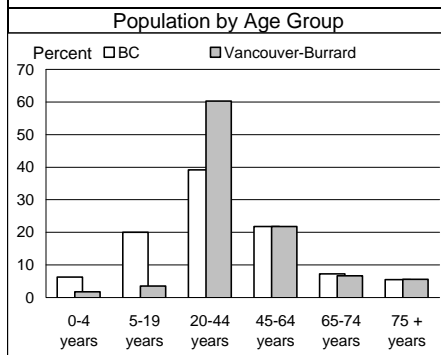


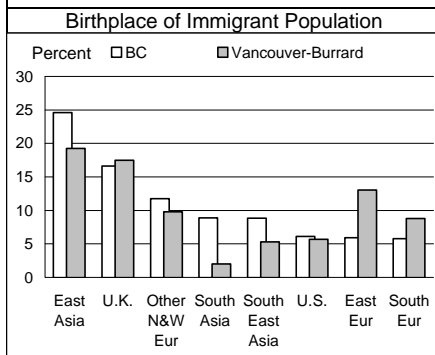
## Population by Age Group

	Vancouver-Burrard	BC
<b>Total population</b> (as of May 14, 1996)	54,449	3,724,500
Percent of BC	1.5	100.0
<b>Aged 20+ years</b>	51,375	2,745,785
Percent of total population	94.4	73.7



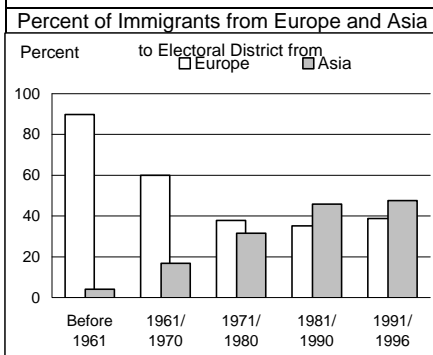
## Immigrant Population

	Vancouver-Burrard	BC
<b>Non-Immigrants</b>	32,425	2,756,530
% born in BC	37.0	63.2
% born other provinces	62.7	36.8
<b>Immigrants</b>	18,135	903,190
% of population	33.3	24.2



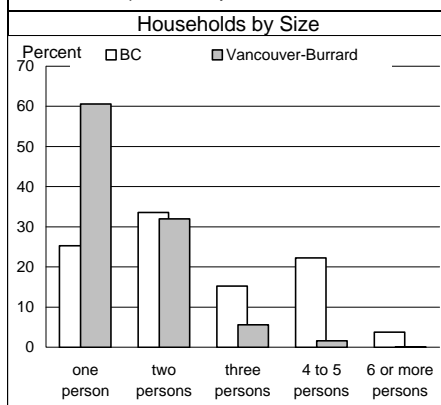
## Changing Face of Immigrants

	Vancouver-Burrard	BC
<b>Ever immigrants</b>	18,135	903,190
% born in Europe	49.4	40.1
% born in Asia	32.6	44.4
<b>Immigrants since 1981</b>	8,990	402,475
% born in Europe	37.4	16.0
% born in Asia	46.9	69.8



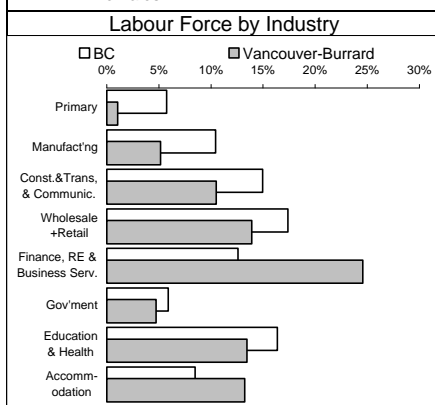
## Private Households

	Vancouver-Burrard	BC
<b>Total private households</b>	35,900	1,424,635
% single person h'sholds	88.5	38.9
<b>Total families</b>	8,870	1,008,440
% with children	30.9	60.8
% lone parent family	12.8	13.8



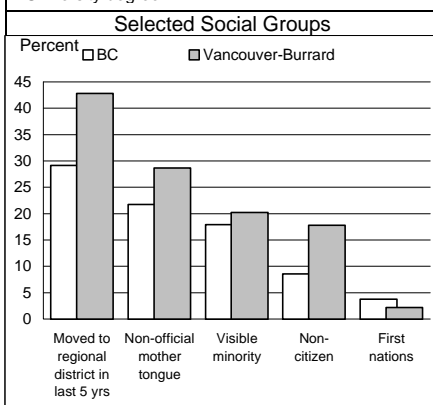
## Experienced Labour Force

	Vancouver-Burrard	BC
Population 15+ years	51,585	2,954,700
<b>Labour force</b>	36,620	1,960,665
Participation rate	71.0	66.4
Unemployment rate	9.8	9.6
Males	11.2	9.8
Females	7.4	9.2

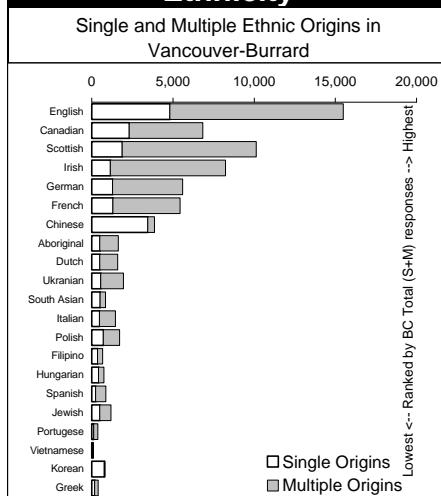


## Education & Social Groups

	Vancouver-Burrard	BC
<b>% of population 15+ yrs having attained . . .</b>		
Less than high school grad.	16.2	31.1
High school graduation	9.1	12.9
Trade certificate	2.3	3.5
Some university	16.9	11.9
University degree	27.0	13.6

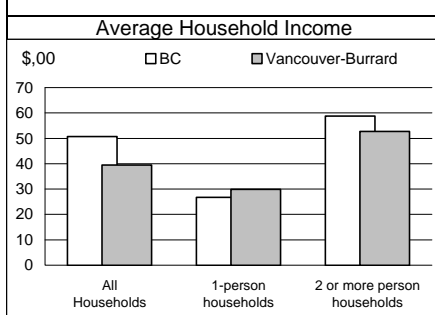


## Ethnicity



## Income

	Vancouver-Burrard	BC
<b>Average Total Income</b>		
All 15 yrs+ with income	\$28,112	\$26,295
Males	\$31,583	\$32,457
Females	\$24,121	\$20,028
<b>Avg. Employment Income</b>	\$29,683	\$27,480



## Election Results

<b>General election May 28, 1996</b>	
Winning party and margin	<b>NDP 2,671</b>
Registered voters	34,585
Percent who voted	62.68
<b>Previous election</b>	
Winning party and margin	<b>NDP 2,998</b>
<b>Results of general election May 28, 1996</b>	
Party	Votes
Tim Stevenson	NDP 10,646
Duncan Wilson	LIB 7,975
Laura McDiarmid	PDA 1,014
Aletta Buday	RP 671
Imtiaz Popat	GP 563
John Clarke	LBN 458
Wayne Melvin	NLP 93

This report is derived by summing data for Federal Electoral District enumeration areas (FED EAs) that constitute the Provincial Electoral District. EAs crossing PED boundaries are judged to be in only one PED. Since data for a number of FED EAs is suppressed and data for all others is randomly rounded to preserve privacy of individuals, PED figures here will not match data published elsewhere that have been rounded after first aggregating unsuppressed and unrounded FED EA data.