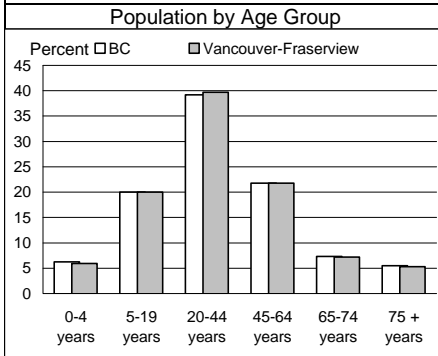


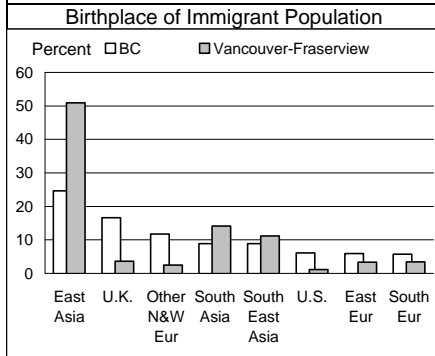
**Population by Age Group**

	Vancouver-Fraserview	BC
<b>Total population</b> (as of May 14, 1996)	53,295	3,724,500
Percent of BC	1.4	100.0
<b>Aged 20+ years</b>	39,420	2,745,785
Percent of total population	74.0	73.7



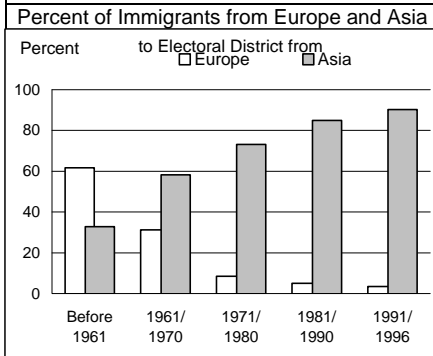
**Immigrant Population**

	Vancouver-Fraserview	BC
<b>Non-Immigrants</b>	23,145	2,756,530
% born in BC	72.2	63.2
% born other provinces	27.8	36.8
<b>Immigrants</b>	28,910	903,190
% of population	54.2	24.2



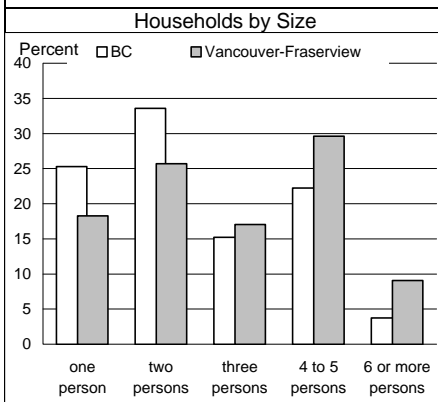
**Changing Face of Immigrants**

	Vancouver-Fraserview	BC
<b>Ever immigrants</b>	28,910	903,190
% born in Europe	12.8	40.1
% born in Asia	77.2	44.4
<b>Immigrants since 1981</b>	17,285	402,475
% born in Europe	4.2	16.0
% born in Asia	87.9	69.8



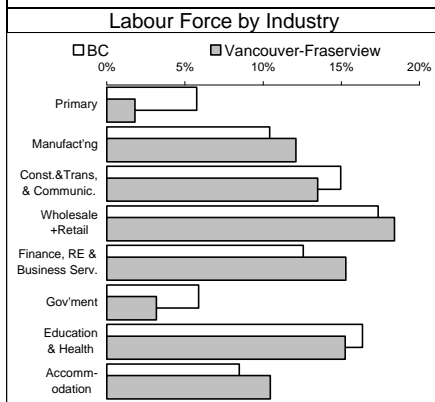
**Private Households**

	Vancouver-Fraserview	BC
<b>Total private households</b>	16,825	1,424,635
% single person h'seholds	31.2	38.9
<b>Total families</b>	14,015	1,008,440
% with children	70.7	60.8
% lone parent family	15.6	13.8



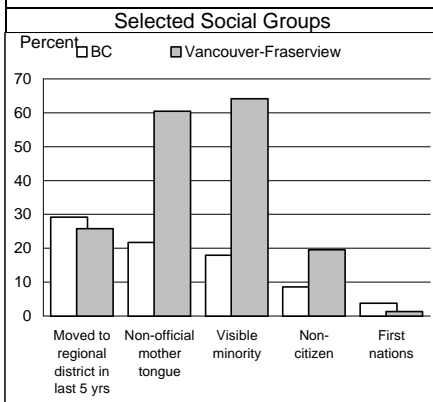
**Experienced Labour Force**

	Vancouver-Fraserview	BC
Population 15+ years	42,665	2,954,700
<b>Labour force</b>	25,935	1,960,665
Participation rate	60.8	66.4
Unemployment rate	10.3	9.6
Males	10.5	9.8
Females	10.3	9.2

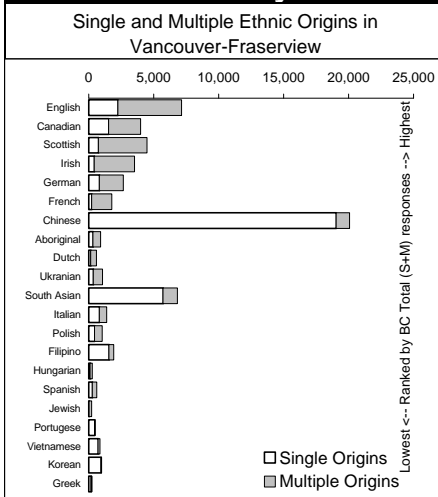


**Education & Social Groups**

	Vancouver-Fraserview	BC
<b>% of population 15+ yrs having attained . . .</b>		
Less than high school grad.	34.8	31.1
High school graduation	13.2	12.9
Trade certificate	2.6	3.5
Some university	12.2	11.9
University degree	14.1	13.6

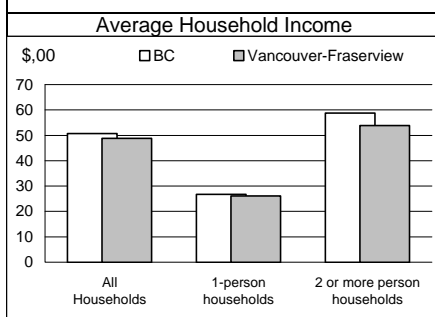


**Ethnicity**



**Income**

	Vancouver-Fraserview	BC
<b>Average Total Income</b>		
All 15 yrs+ with income	\$21,530	\$26,295
Males	\$24,614	\$32,457
Females	\$18,493	\$20,028
<b>Avg. Employment Income</b>	\$23,949	\$27,480



**Election Results**

<b>General election May 28, 1996</b>	
Winning party and margin	<b>NDP 380</b>
Registered voters	26,726
Percent who voted	71.94

<b>Previous election</b>	
Winning party and margin	<b>NDP 2,179</b>

<b>Results of general election May 28, 1996</b>		
	Party	Votes
Ian Waddell	NDP	8,774
Gulzar Cheema	LIB	8,394
Andy Wong	PDA	815
Tim Shreeve	RP	643
Stephen Samuel	GP	225
Glen Lockhart	SC	177
Prince Pabbies	NLP	57

This report is derived by summing data for Federal Electoral District enumeration areas (FED EAs) that constitute the Provincial Electoral District. EAs crossing PED boundaries are judged to be in only one PED. Since data for a number of FED EAs is suppressed and data for all others is randomly rounded to preserve privacy of individuals, PED figures here will not match data published elsewhere that have been rounded after first aggregating unsuppressed and unrounded FED EA data.