

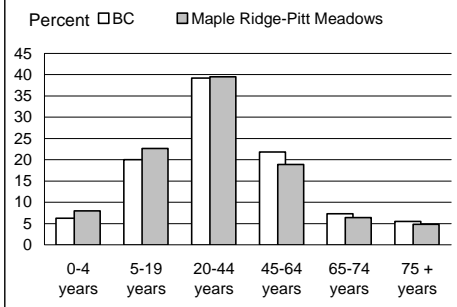
1996 Census Profile
Maple Ridge-Pitt Meadows
 Provincial Electoral District

29

Population by Age Group

Maple Ridge-Pitt Meadows		BC
Total population (as of May 14, 1996)	51,860	3,724,500
Percent of BC	1.4	100.0
Aged 20+ years	36,075	2,746,395
Percent of total population	69.6	73.7

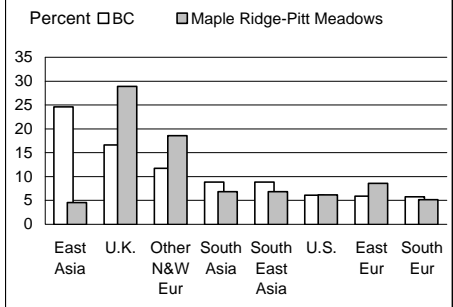
Population by Age Group



Immigrant Population

Maple Ridge-Pitt Meadows		BC
Non-Immigrants	42,015	2,756,530
% born in BC	69.7	63.2
% born other provinces	30.5	36.8
Immigrants	8,955	903,190
% of population	17.3	24.2

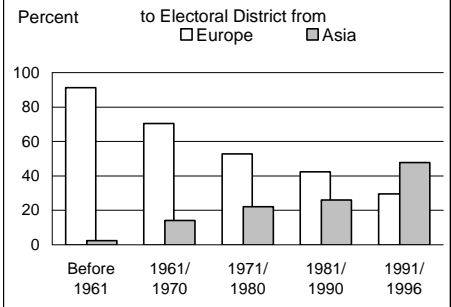
Birthplace of Immigrant Population



Changing Face of Immigrants

Maple Ridge-Pitt Meadows		BC
Ever immigrants	8,955	903,190
% born in Europe	62.0	40.1
% born in Asia	20.3	44.4
Immigrants since 1981	3,020	402,475
% born in Europe	36.3	16.0
% born in Asia	36.3	69.8

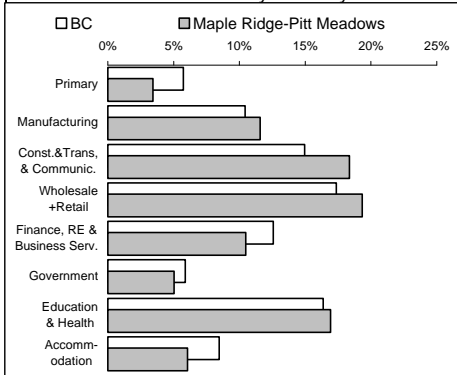
Percent of Immigrants from Europe and Asia



Experienced Labour Force

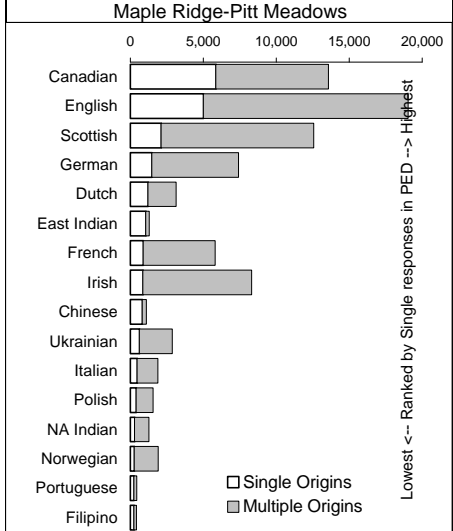
Maple Ridge-Pitt Meadows		BC
Population 15+ years	38,860	2,954,705
Labour force	26,445	1,960,665
Participation rate	68.1	66.4
Unemployment rate	8.2	9.6
Males	8.4	9.8
Females	7.9	9.2

Labour Force by Industry



Ethnicity

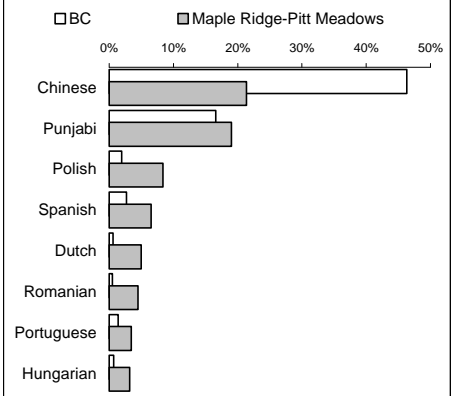
Single and Multiple Ethnic Origins in Maple Ridge-Pitt Meadows



Home Language

Maple Ridge-Pitt Meadows		BC
% reporting home language . . .		
Single response (one language)	99.0	98.0
English	94.3	85.4
Non-official (see chart)	3.9	12.1
Multiple response	0.8	2.0

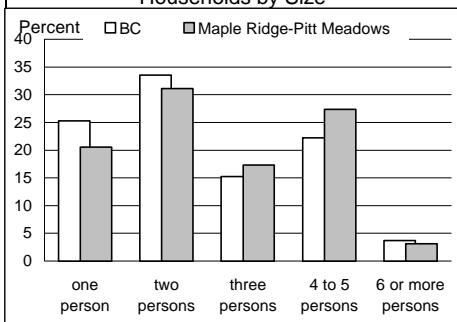
Single Non-official Home Language (Distribution)



Private Households

Maple Ridge-Pitt Meadows		BC
Total private households	18,665	1,424,635
% single person h'seholds	20.6	25.3
Total families	14,165	1,008,440
% with children	66.5	60.8
% lone parent family	13.6	13.8

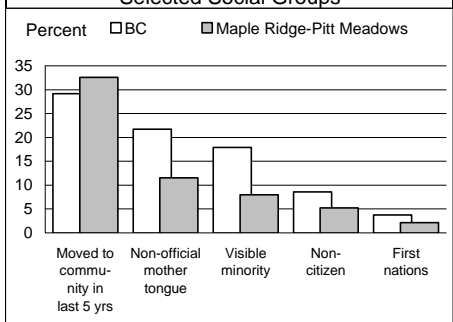
Households by Size



Education & Social Groups

Maple Ridge-Pitt Meadows		BC
% of population 15+ yrs having attained . . .		
Less than high school grad.	31.7	31.1
High school graduation	16.0	12.9
Trade certificate	4.1	3.5
Some university	9.7	11.9
University degree	7.3	13.6

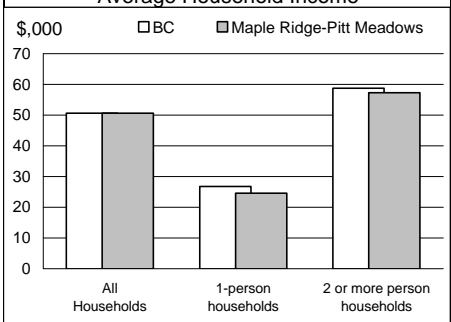
Selected Social Groups



Income

Maple Ridge-Pitt Meadows		BC
Average Total Income		
All 15 yrs+ with income	\$26,292	\$26,295
Males	\$33,363	\$32,457
Females	\$19,060	\$20,028
Avg. Employment Income	\$28,449	\$27,480

Average Household Income



This report is derived by summing data for Federal Electoral District enumeration areas (FED EAs) that constitute the Provincial Electoral District (PED). EAs crossing PED boundaries are allocated to only one PED. Since data for a number of FED EAs is suppressed and data for all others is randomly rounded to preserve privacy of individuals, the sum of data for all PEDs will not total to BC figures here that have been rounded after first aggregating unsuppressed and unrounded FED EA data.