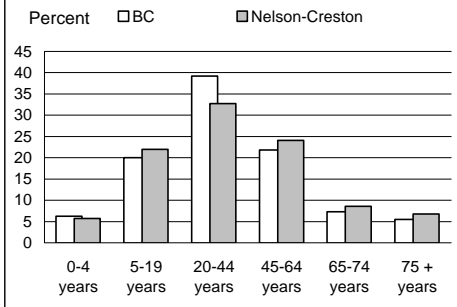


**Population by Age Group**

	Nelson-Creston	BC
<b>Total population</b>		
(as of May 14, 1996)	45,101	3,724,500
Percent of BC	1.2	100.0
<b>Aged 20+ years</b>	32,575	2,746,395
Percent of total population	72.2	73.7

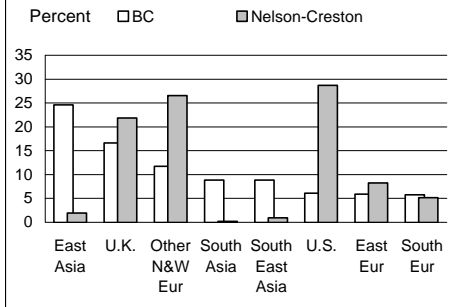
**Population by Age Group**



**Immigrant Population**

	Nelson-Creston	BC
<b>Non-Immigrants</b>	38,320	2,756,530
% born in BC	60.7	63.2
% born other provinces	39.4	36.8
<b>Immigrants</b>	5,710	903,190
% of population	12.7	24.2

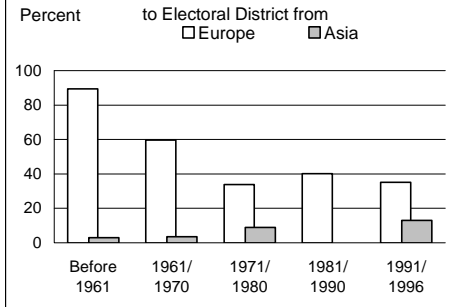
**Birthplace of Immigrant Population**



**Changing Face of Immigrants**

	Nelson-Creston	BC
<b>Ever immigrants</b>	5,710	903,190
% born in Europe	62.3	40.1
% born in Asia	4.3	44.4
<b>Immigrants since 1981</b>	1,020	402,475
% born in Europe	38.2	16.0
% born in Asia	4.9	69.8

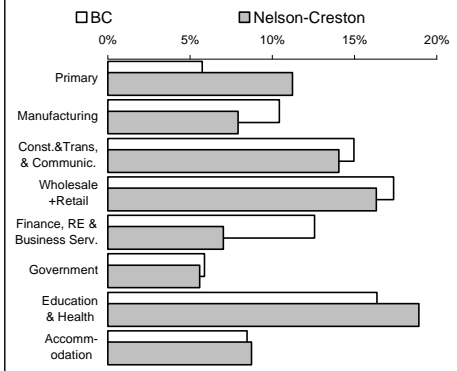
**Percent of Immigrants from Europe and Asia**



**Experienced Labour Force**

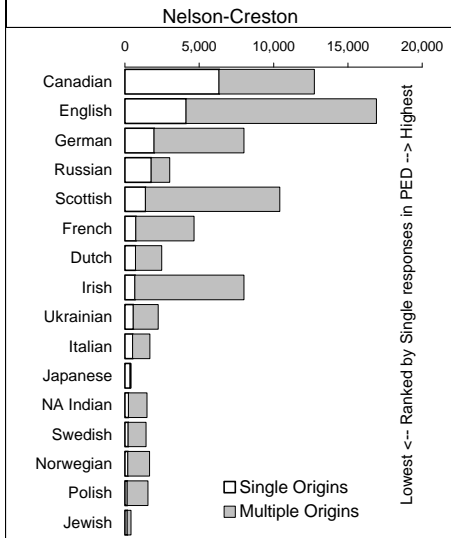
	Nelson-Creston	BC
Population 15+ years	35,220	2,954,705
<b>Labour force</b>	21,900	1,960,665
Participation rate	62.2	66.4
Unemployment rate	11.5	9.6
Males	12.9	9.8
Females	10.5	9.2

**Labour Force by Industry**



**Ethnicity**

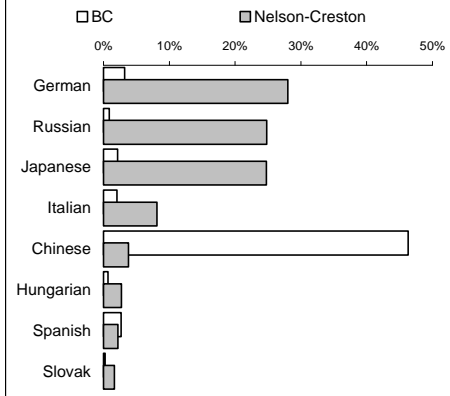
**Single and Multiple Ethnic Origins in Nelson-Creston**



**Home Language**

	Nelson-Creston	BC
<b>% reporting home language . . .</b>		
Single response (one language)	98.0	98.0
English	85.5	85.4
Non-official (see chart)	11.9	12.1
Multiple response	2.1	2.0

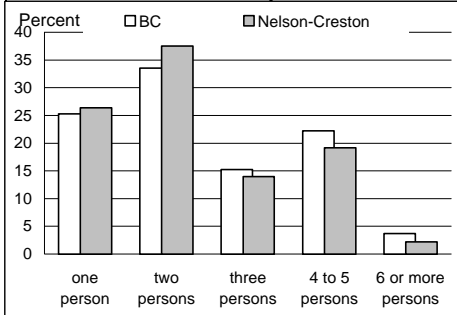
**Single Non-official Home Language (Distribution)**



**Private Households**

	Nelson-Creston	BC
<b>Total private households</b>	18,205	1,424,635
% single person h'seholds	26.4	25.3
<b>Total families</b>	12,765	1,008,440
% with children	54.8	60.8
% lone parent family	13.6	13.8

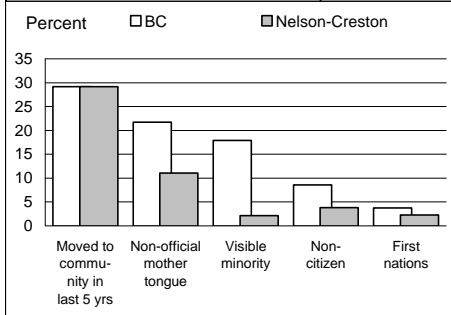
**Households by Size**



**Education & Social Groups**

	Nelson-Creston	BC
<b>% of population 15+ yrs having attained . . .</b>		
Less than high school grad.	34.5	31.1
High school graduation	11.6	12.9
Trade certificate	4.2	3.5
Some university	10.9	11.9
University degree	9.8	13.6

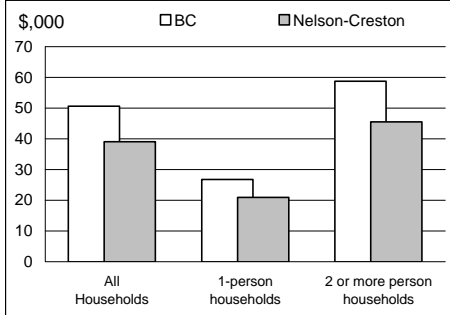
**Selected Social Groups**



**Income**

	Nelson-Creston	BC
<b>Average Total Income</b>		
All 15 yrs+ with income	\$21,711	\$26,295
Males	\$26,412	\$32,457
Females	\$16,798	\$20,028
<b>Avg. Employment Income</b>	\$21,836	\$27,480

**Average Household Income**



This report is derived by summing data for Federal Electoral District enumeration areas (FED EAs) that constitute the Provincial Electoral District (PED). EAs crossing PED boundaries are allocated to only one PED. Since data for a number of FED EAs

is suppressed and data for all others is randomly rounded to preserve privacy of individuals, the sum of data for all PEDs will not total to BC figures here that have been rounded after first aggregating unsuppressed and unrounded FED EA data.