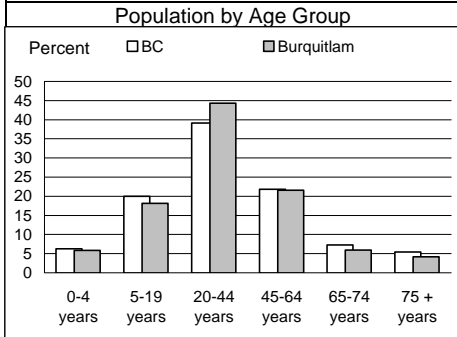


1996 Census Profile
Burquitlam
 Provincial Electoral District

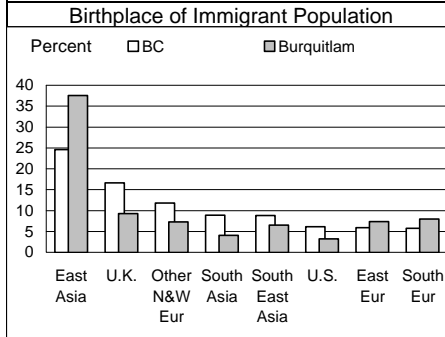
Population by Age Group

	Burquitlam	BC
Total population		
(as of May 14, 1996)	50,849	3,724,500
Percent of BC	1.4	100.0
Aged 20+ years	38,650	2,746,395
Percent of total population	76.0	73.7



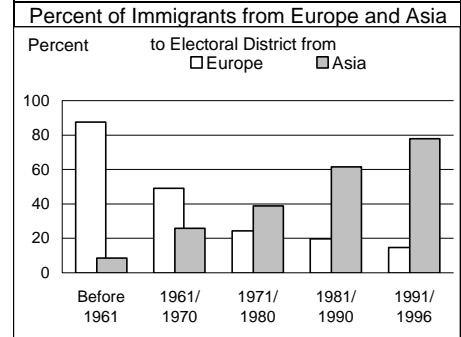
Immigrant Population

	Burquitlam	BC
Non-Immigrants	32,135	2,756,530
% born in BC	66.4	63.2
% born other provinces	33.5	36.8
Immigrants	17,510	903,190
% of population	34.4	24.2



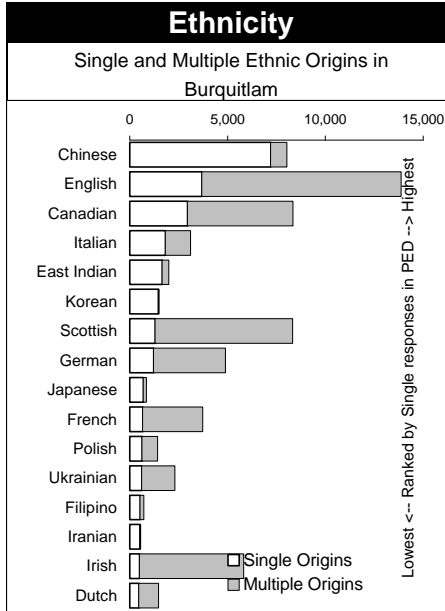
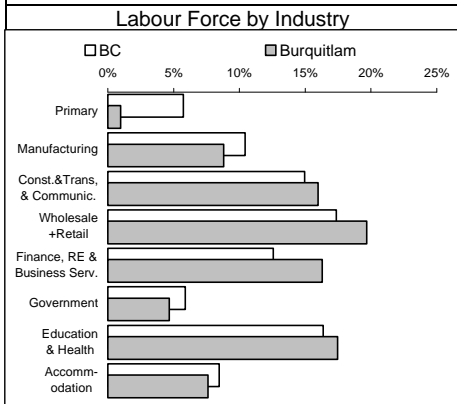
Changing Face of Immigrants

	Burquitlam	BC
Ever immigrants	17,510	903,190
% born in Europe	32.6	40.1
% born in Asia	51.1	44.4
Immigrants since 1981	9,715	402,475
% born in Europe	16.8	16.0
% born in Asia	71.2	69.8



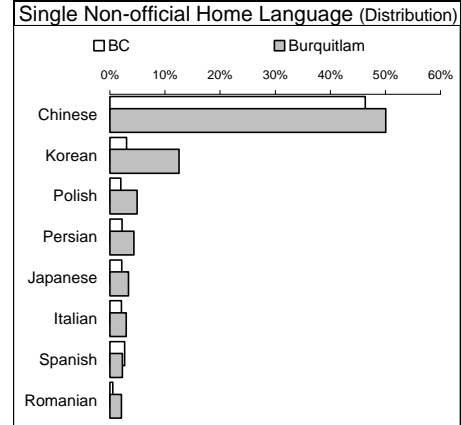
Experienced Labour Force

	Burquitlam	BC
Population 15+ years	41,420	2,954,705
Labour force	28,460	1,960,665
Participation rate	68.7	66.4
Unemployment rate	7.7	9.6
Males	7.8	9.8
Females	7.1	9.2



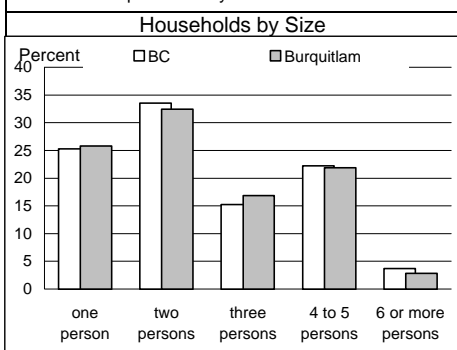
Home Language

	Burquitlam	BC
% reporting home language . . .		
Single response (one language)	98.7	98.0
English	94.0	85.4
Non-official (see chart)	4.5	12.1
Multiple response	1.3	2.0



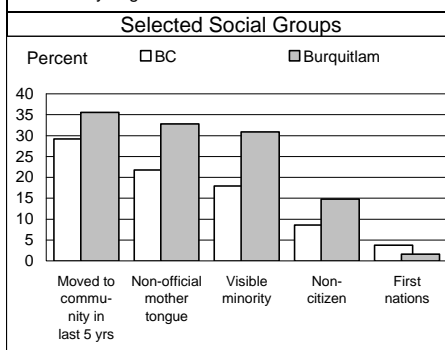
Private Households

	Burquitlam	BC
Total private households	19,680	1,424,635
% single person h'seholds	25.8	25.3
Total families	13,435	1,008,440
% with children	65.0	60.8
% lone parent family	14.8	13.8



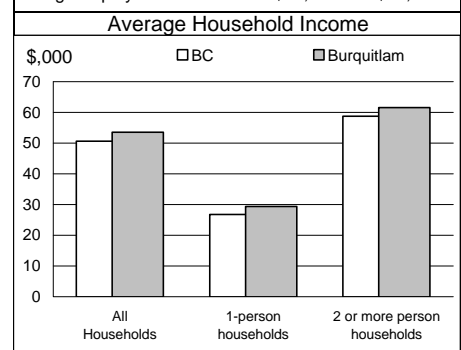
Education & Social Groups

	Burquitlam	BC
% of population 15+ yrs having attained . . .		
Less than high school grad.	25.2	31.1
High school graduation	12.3	12.9
Trade certificate	2.9	3.5
Some university	14.4	11.9
University degree	18.0	13.6



Income

	Burquitlam	BC
Average Total Income		
All 15 yrs+ with income	\$27,607	\$26,295
Males	\$33,063	\$32,457
Females	\$21,962	\$20,028
Avg. Employment Income	\$29,356	\$27,480



This report is derived by summing data for Federal Electoral District enumeration areas (FED EAs) that constitute the Provincial Electoral District (PED). EAs crossing PED boundaries are allocated to only one PED. Since data for a number of FED EAs is suppressed and data for all others is randomly rounded to preserve privacy of individuals, the sum of data for all PEDs will not total to BC figures here that have been rounded after first aggregating unsuppressed and unrounded FED EA data.