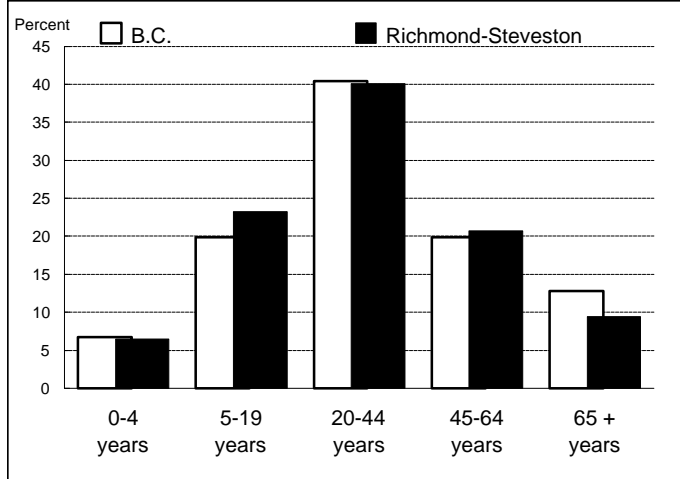


1991 Census Profile
Richmond-Steveston
 Provincial Electoral District

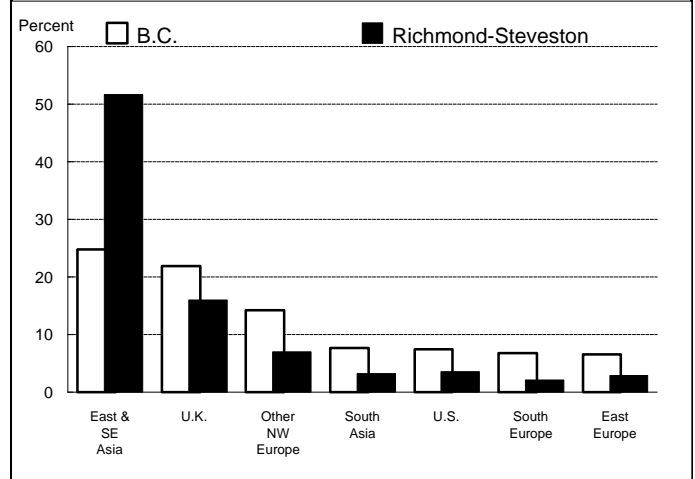
Total Population by Age Group		
	Richmond-Steveston	B.C.
Total Population (as of June 4, 1991)	40,473	3,282,061
Percent	1.2	100.0
Aged 20+ years	28,420	2,408,080
Percent of Total Population	70.2	73.4

Percent Distribution by Age Group



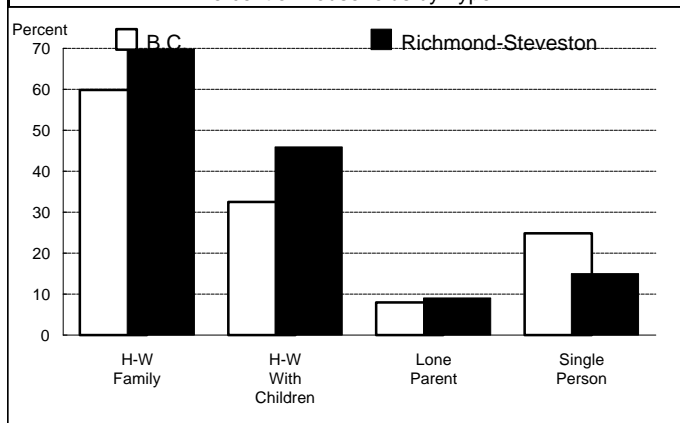
Immigrant Population		
	Richmond-Steveston	B.C.
Non-Immigrants *	25,645	2,496,295
% Born in B.C.	66.9	61.4
% Born Other Provinces	33.1	36.7
* The Non-Immigrant population may be significantly understated due to a high non-response rate on some Indian Reserves.		
Immigrants	13,925	723,170
% of Non-Institutional Population	34.4	22.0

Distribution of Immigrant Population (in B.C. share order)



Private Households		
	Richmond-Steveston	B.C.
Total Private Households	13,405	1,243,895
One Family Households	10,580	845,485
Husband-Wife Family	9,365	746,190
With Children	6,155	404,790
Lone Parent Family	1,220	99,255
Single Person Households	2,010	308,300

Percent of Households by Type



1990 Income of Individuals and Households		
	Richmond-Steveston	B.C.
Average income for all persons 15+ with income		
Males	\$30,036	\$24,750
Females	\$39,877	\$31,443
Average Household Income	\$20,482	\$17,761
	\$63,184	\$46,909

Percent of Households by Income Group

