

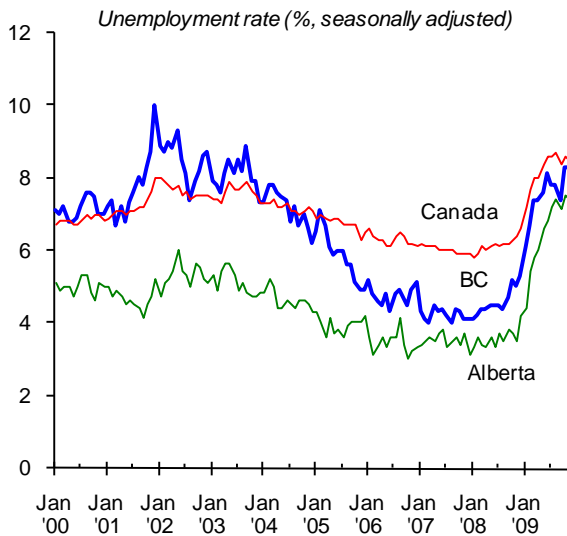
Labour Force Statistics ♦ November 2009

(All labour force statistics are seasonally adjusted, unless otherwise indicated)

Unemployment rate stable at 8.3%

British Columbia's jobless rate remained unchanged in November, at 8.3%. Marginal gains in employment (+9,900) were offset by a small increase in the number of people working or looking for work (+0.5%). Although B.C.'s unemployment rate remains below the national average, it is higher than the jobless rates in Saskatchewan (5.2%), Manitoba (5.3%), Alberta (7.4%), and Quebec (8.1%).

B.C.'s jobless rate higher than Alberta's, but remains slightly below national average



BC Stats

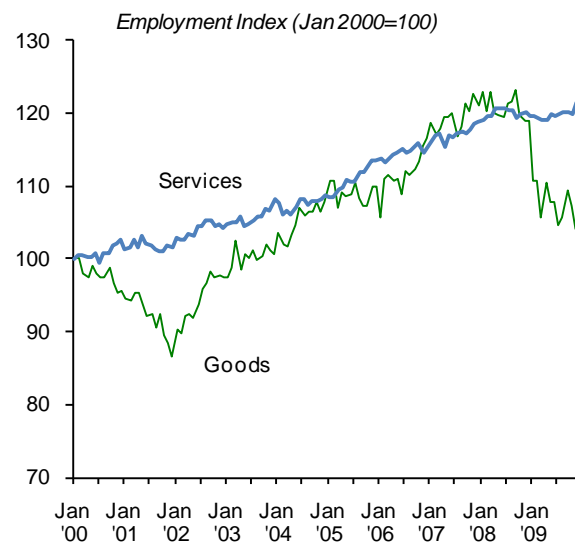
All of November's job gains were due to an increase in part-time employment (+21,600), while full-time employment decreased slightly (-11,700).

Job gains concentrated in service sector

Job gains in the province's service sector (+1.3%) were offset somewhat by losses in the goods sector (-2.9%). Compared to November 2008,

employment in the services sector is up 1.2%, while employment in the goods sector is down 12.5%.

Service sector employment climbs in November



BC Stats

In the goods-producing sector, most industries experienced employment declines, although utilities saw modest job gains (+2.9%). Employment declined in both construction (-1.8%) and manufacturing (-3.7%), which are the largest employers in the goods sector.

Within the services-producing sector, the most notable job gains were in other services (+8.5%), educational services (+5.0%), information, culture & recreation (+4.7%), and professional, scientific & technical services (+4.3%). These gains were partially offset by job losses in transportation & warehousing (-2.2%) and trade (-1.9%).

Job gains evenly distributed

November's job gains were distributed relatively evenly among men (aged 25+), women (aged 25+), and youth (aged 15-24). Despite job gains, labour force growth caused the jobless rates of B.C. men (7.6%) and youth (16.0%) to increase slightly.

Aboriginal Population

The economic downturn has affected Aboriginal adults in B.C. differently than their non-Aboriginal counterparts. Compared to this time last year, the province's Aboriginal labour force (aged 25+) has shrunk by 7.5% (3-month moving average, unadjusted), and employment has declined by 8.2%. For comparison, among the non-Aboriginal population (aged 25+), the labour force has grown by 2.4%, and employment is down only 0.1% compared to the same time last year.

Immigrant Population

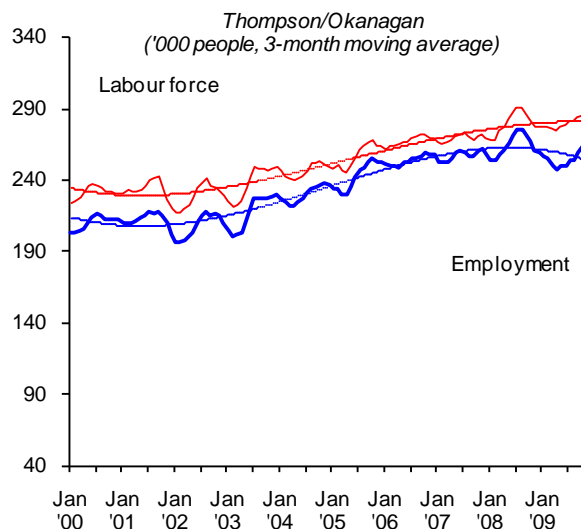
Although the jobless rate among B.C.'s landed immigrant population (aged 25-54) was higher than their Canadian-born counterparts in November (7.5% vs. 6.0%) (3-month moving average, unadjusted), this gap is not as pronounced as in other parts of the country. At the national level, the unemployment rate of landed immigrants aged 25-54 was 3.5 percentage points higher than their Canadian-born counterparts.

The Regions

In the province's development regions, unemployment rates (3-month moving average, unadjusted) ranged from a low of 5.8% in Northeast to a high of 12.0% in Cariboo. Compared to the same time last year, employment has declined in all but one region of the province: Thompson/Okanagan (+3.3%). However, labour

force growth in Thompson/Okanagan (+3.9%) has outpaced employment growth, and consequently, the unemployment rate in this region (6.3%) is still higher than it was one year ago (5.8%).

Recent job gains in Thompson/Okanagan outweighed by labour force expansion



BC Stats

The Nation

Canada's unemployment rate edged down 0.1 percentage points to 8.5% in November. This decrease was the result of job gains (+0.5%) that slightly outpaced labour force expansion (+0.4%).

Provincially, the most notable employment gains were in Quebec (+0.6%) and Ontario (+0.4%). In Ontario, these gains were offset by growth in the labour force (+0.4%), leaving the unemployment rate unchanged. In Quebec, however, the unemployment rate fell 0.4 percentage points to 8.1%.

Selected Statistics	Nov-09	Oct-09	Nov-08
BC Unemployment Rate (%)	8.3	8.3	5.0
Canadian Unemployment Rate (%)	8.5	8.6	6.4
BC Employment ('000)	2,267	2,257	2,307
BC Labour Force Participation Rate (%)	66.2	66.0	66.2
Nov % change in employment relative to:	-	0.4	-1.7
Nov % change in labour force relative to:	-	0.5	1.8